

# SHERRI'S BED BOOTS



For those who suffer from cold feet over the winter months, these soft and quick to make slippers are ideal to wear to bed to keep your feet warm.

**Materials:** 0.45 metres of fleece or fleece scraps

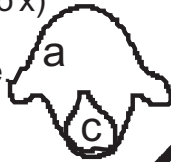
small piece of velcro

**Cut:** 2 pieces each of A, B and C.

Mark the mid points and join piece C to piece A. (from x to x)

(see fig. 1) to complete the toe

fig. 1



**y**  
velcro  
here

Mark the mid points and join piece B to piece A. from z to z (see fig. 2) to complete the heel.

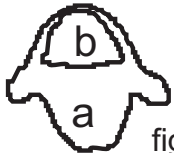
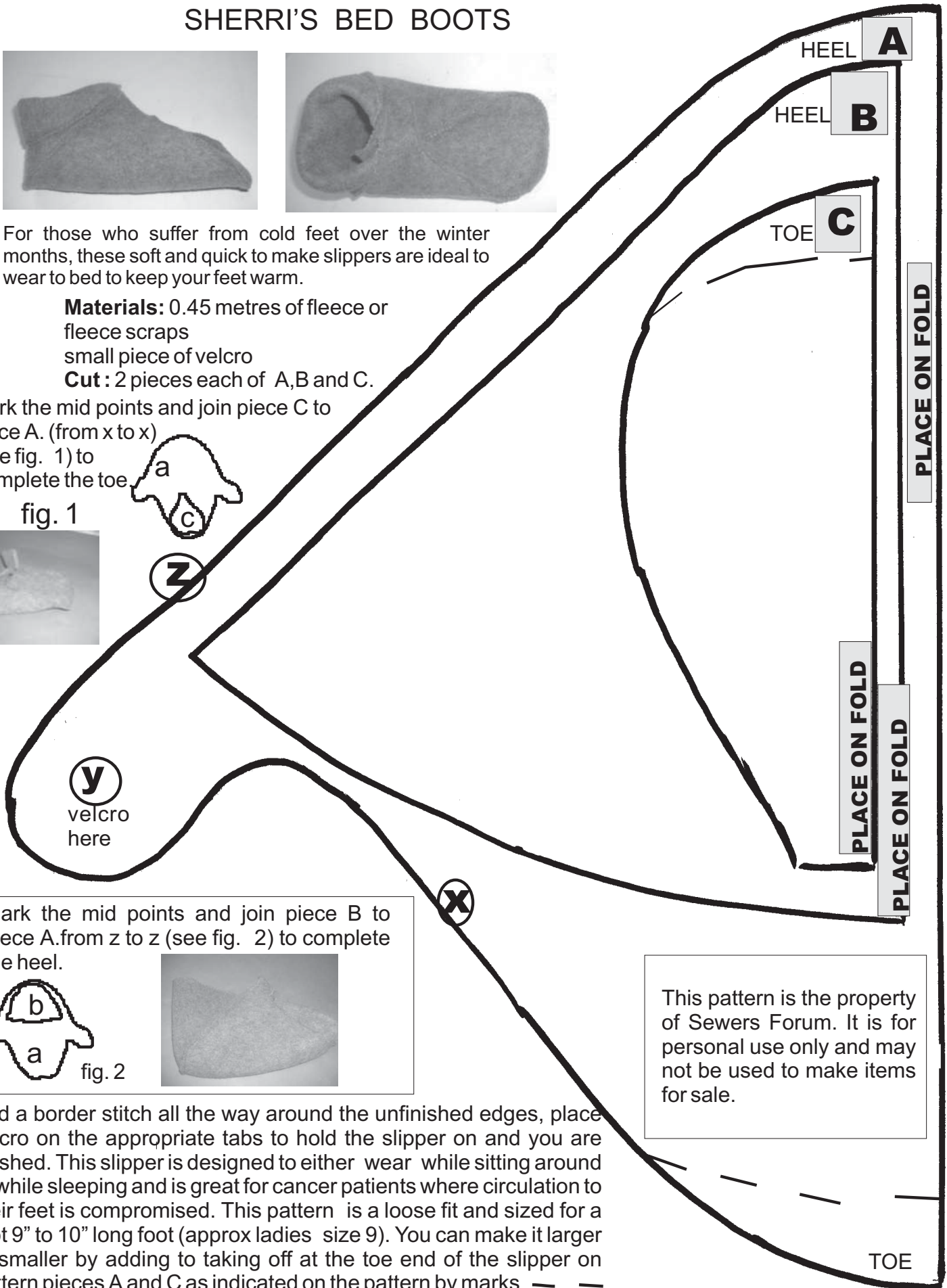


fig. 2



Add a border stitch all the way around the unfinished edges, place velcro on the appropriate tabs to hold the slipper on and you are finished. This slipper is designed to either wear while sitting around or while sleeping and is great for cancer patients where circulation to their feet is compromised. This pattern is a loose fit and sized for a foot 9" to 10" long foot (approx ladies size 9). You can make it larger or smaller by adding to taking off at the toe end of the slipper on pattern pieces A and C as indicated on the pattern by marks — —



This pattern is the property of Sewers Forum. It is for personal use only and may not be used to make items for sale.

TOE

